

BOY SCOUTS OF AMERICA



PACK 758

CARROLLTON, TX

*HANDBOOK:
PARENTAL GUIDE TO
CUB SCOUTING*

AUGUST 2012



Index

Overview.....	3
Cub Scouting's 12 Core Values.....	4
How Cub Scouting Works	6
The Advancement Plan	7
Uniform Guidelines	9
Pack Leadership Structure	10
Pack Events in a Year.....	11
Rules and Regulations.....	12
Parental Involvement Goal.....	14
The Pack Committee	15
Den Meeting Plans	16
External Resources.....	17
Consent Agreement.....	18
Important Information	19
PERMISSION / WAIVER FORM	20



Overview

Mission Statement: Cub Scouts of America

The mission of the Boy Scouts of America is to prepare young people to make ethical and moral choices over their lifetimes by instilling in them the values of the Scout Oath and Law.

Mission Statement: Pack 758

Pack 758 is committed to instilling the values found in the Scout Oath and Scout Law in the youth of the pack. The pack will foster the ideals of Scouting through the lens of the Muslim faith. We will emphasize our young boys to become leaders in their communities, develop academic skills, establish respectable character, and establish reverence in their everyday lives.

Cub Scout Promise

I, (say your name), promise
to DO MY BEST
To do my DUTY to GOD
And my Country
To HELP other people, and
To OBEY the LAW of the Pack

Law of the Pack

The Cub Scout follows Akela.
The Cub Scout helps the pack go.
The pack helps the Cub Scout grow.
The Cub Scout gives goodwill.

Cub Scout Motto

Do You BEST!!!





Cub Scouting's 12 Core Values

- 1. Citizenship:**
Contributing service and showing responsibility to local, state, and national communities.
- 2. Compassion:**
Being **kind** and considerate, and showing concern for the well being of others.
- 3. Cooperation:**
Being **helpful** and working together with others toward a common goal
- 4. Courage:**
Being **brave** and doing what is right regardless of our fears, the difficulties, or the consequences.
- 5. Faith:**
Having inner strength and confidence based on our trust in God.
- 6. Health and Fitness:**
Being personally committed to keeping our minds and bodies **clean** and fit.
- 7. Honesty:**
Telling the truth and being **worthy of trust**.
- 8. Perseverance:**
Sticking with something and not giving up, even if it is difficult.
- 9. Positive Attitude:**
Being **cheerful** and setting our minds to look for and find the best in all situations.
- 10. Resourcefulness:**
Using human and other resources to their fullest.
- 11. Respect:**
Showing regard for the worth of something or someone.
- 12. Responsibility:**
Fulfilling our duty to God, country, other people, and ourselves.





You're Son, Scouting and You

As a parent, you want your son to grow up to be a person of worth, a self-reliant, dependable and caring individual. Scouting has these same goals in mind for him. Since 1910, we have been weaving lifetime values into fun and educational activities designed to assist parents in strengthening character, good citizenship and physical fitness in youth.

Scouting IS family values. However, Cub Scout age boys do not join just to build character. Boys join Cub Scouting because IT IS FUN!!

SCOUTING IS FUN WITH A PURPOSE!

Statistics show that over the long term, boys and young men who have experienced Scouting's programs are more likely to have success in school, career and family, as well as stronger ethics and better relationships with others. For example:

- Boys with 5 or more years in Scouting (98%) are more likely to graduate from high school than those who never were Scouts (83%).
- Former Scouts (40%) are also more likely to be college graduates than non- Scouts (16%).
- Thirty-three percent of men who were Scouts for five years or more have household incomes of \$50,000 or more, compared to 17% of non-scouts.





How Cub Scouting Works

Scouting is Family Oriented

- Activities are intended for the whole family
- You work with your son on his advancement award requirements
- Many skills he will learn are family oriented



The Cub Scout Den

- Your son is a member of a Cub Scout den
- The den meetings are set as a part of a Pack meeting
- In a typical year we will have around 12+ Den/Pack meeting
- The den leader usually has an assistant den leader, a den chief (a Boy Scout helper), and a denner (a Cub Scout elected by den members)
- Den meetings have games, crafts, songs, ceremonies, and lots of fun

The Cub Scout Pack

- Your son is a member of a Cub Scout pack
- All Cub Scout families attend the pack meeting
- The pack meeting is led by the Cubmaster
- The pack meeting is the highlight of the month's den meeting and activities
- Pack meetings have games, song, skits, stunts, ceremonies, and presentations of badges that boys earned during the month

The Pack Meeting

- The pack is run by a committee of volunteer parents
- The pack committee is made up of all den leaders, the Cubmaster, and parents
- The pack committee is led by a chairperson
- The committee plans den and pack meetings around the monthly theme
- The committee selects leaders, performs record keeping, manages finances, finds meeting places, orders badges, maintain pack equipment, helps train leaders, and recognizes leaders

The Chartered Partner

- The pack is “owned” by the chartered partner, usually a school, parent association, religious organization, service club, or other organization interested in helping youth
- The chartered partner approves leaders, provides a meeting place, and operates the pack within their own guidelines and the guidelines of the Boy Scouts of America
- The chartered organization selects a representative to serve as liaison between the pack and the organization
- Our chartered organization is Shia Imami Ismaili Council for Northern Texas



The Advancement Plan

The responsibility for a boy's advancement in Cub Scouting lies with the family and not with the pack. Some advancement requirements are done at den meetings, but most are completed at home with the family.

Bobcat

No matter what age or grade a boy joins Cub Scouting; he must earn his Bobcat badge before he can advance to the rank of Tiger Cub, Wolf, Bear, or Webelos. A boy must complete the Bobcat requirements, which include:

- Learn and say the Cub Scout motto, the Cub Scout Promise, and the Law of the Pack and tell what they mean;
- Show the Cub Scout sign, salute, and handshake and tell what they mean; and
- Show that you understand and believe that it is important to be honest and trustworthy.



Tiger Cub

To begin his path to the Tiger Cub rank, the Tiger Cub (age 7) must learn the Cub Scout promise, the Cub Scout sign, and the Cub Scout salute. When he has learned these, he gets his Tiger Cub emblem, which is a tiger paw with four strings for beads. He wears the emblem on his right pocket.

As a boy finishes each part of the five Tiger Cub achievements, he earns an orange bead (for den activities), a white bead (for family activities), or a black bead (for "Go See Its"). When the boy has earned five beads of each color, he can receive his Tiger Cub badge. The Tiger Cub badge is given to the boy's adult partner at a pack meeting. Then, during a grand ceremony, the adult gives the



Wolf

The Wolf rank is for boys who have finished first grade (or who are 8 years old). To earn the Wolf badge, a boy must pass 12 achievements. His parent or guardian approves each achievement by signing his book. When the boy has met all requirements, the Wolf badge is presented to his parent or guardian at the next pack meeting. During an impressive ceremony, the parent or guardian then presents the badge to the boy.

After he has earned the Wolf badge, a Wolf Cub Scout can work on the 23 Wolf electives until he finishes second grade (or turns 9 years old). He can choose from more than 100 elective projects that may show him new hobbies and teach him skills that will be useful during his Boy Scout years. When he completes 10 elective projects, he earns a Gold Arrow Point to wear under the Wolf badge. For each 10 elective projects after that, he earns a Silver Arrow Point.



Bear



The Bear rank is for boys who have finished second grade (or are 9 years old). There are 24 Bear achievements in four groups. A boy must complete 12 of the achievements to be a Bear Cub Scout. These requirements are harder and more challenging than those for the Wolf badge. When a boy has earned his Bear badge, he may work on electives to earn Arrow Points to wear under his Bear badge.

Webelos



Webelos dens are for boys who have completed third grade (or reached age 10). The Webelos den program is different from the Cub Scout den program. Everything in the Webelos Scout program is more challenging than what younger boys in the pack do. Webelos Scouts get to work on the 20 Webelos activity badges:

Physical Skills

- Aquanaut
- Athlete
- Fitness
- Sportsman

Community

- Citizen
- Communicator
- Family Member
- Readyman

Outdoor Activity

- Forester
- Geologist
- Naturalist
- Outdoorsman

Mental Skills

- Artist
- Scholar
- Showman
- Traveler

Technology

- Craftsman
- Engineer
- Handyman
- Scientist

Webelos Scouts work on requirements during their weekly den meetings. Once a boy learns a skill, he practices it at den meetings and at home on his own. His family helps him at home. Webelos Scouts bring the projects they do at home to the den meetings to show others, and to have the Webelos den leader approve their projects.

When a boy has done the requirements for an activity badge, the Webelos den leader or activity badge counselor, rather than a parent, approves most of the activity badges. It takes three activity badges, including Fitness and Citizen, to earn the Webelos badge.

Arrow of Light



The highest rank in Cub Scouting is the Arrow of Light Award. Earning this rank prepares a Webelos Scout to become a Boy Scout. Webelos Scouts who have earned the Arrow of Light Award have also completed all requirements for the Boy Scout badge.

This award is the only Cub Scout badge that can be worn on the Boy Scout uniform when a boy graduates into a Pack.



Uniform Guidelines

The Boy Scouts of America has always been a uniformed body. Its uniforms help to create a sense of belonging. They symbolize character development, citizenship training, and personal fitness. Wearing a uniform gives youth and adult members a sense of identification and commitment. All scouts are required and expected to wear to appropriate uniform. The Senior Patrol Leader will set the uniform of each activity, camp, and meeting.

Field Uniform

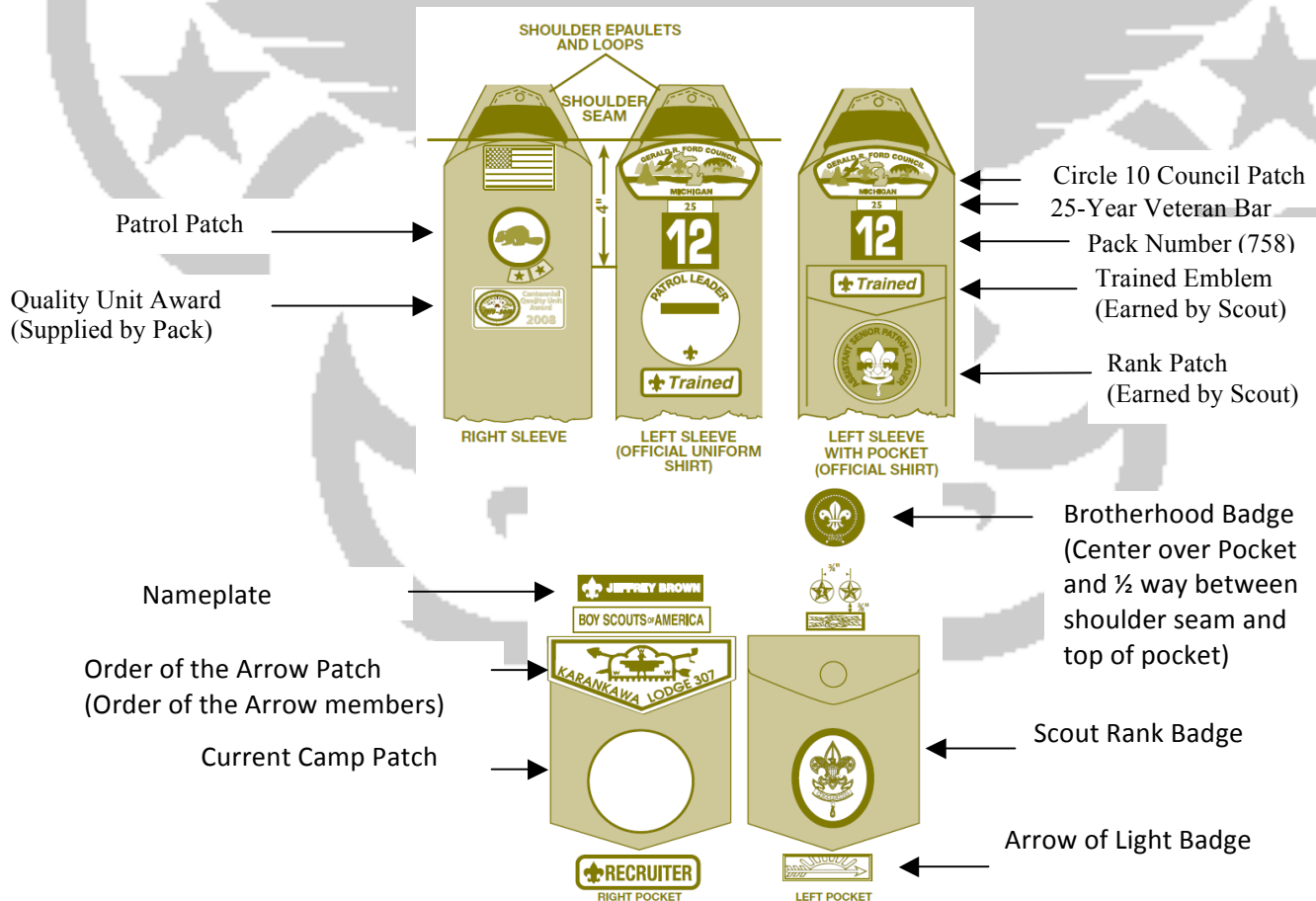
- Uniform shirt, scout pants or shorts, scout belt, scout socks, shoes (closed-toe, with laces).
- Neckerchief with woggle must be worn (when specified)
- Pack activity shirt must be worn underneath uniform shirt

Activity Uniform

- Pack activity shirt, scout pants or shorts, scout belt, scout socks.
- Activity shirt must be tucked into pants/shorts.

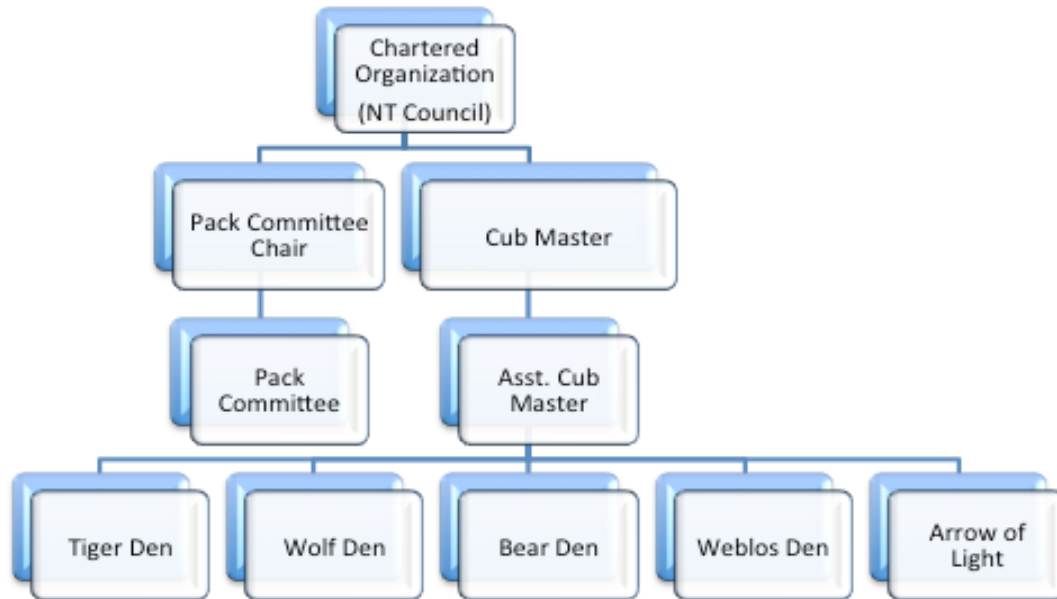
Failure to wear all the portions of the Boy Scouts uniform as necessary will result in one or all of the following actions, based upon the discretion of the Senior Patrol Leaders or Scoutmaster: (1) the scout can be marked absent for the event, (2) the scout’s parents will be contacted, and/or (3) the scout will be sent home from the event.

Uniform Inspection Sheet





Pack Leadership Structure



Cubmaster

Helps plan and carry out the pack program with the help of the pack committee. Emcees the monthly pack meeting and attends the monthly pack leaders' meeting. And attends roundtable conference.

Asst. Cubmaster

Asst. Cubmaster assist cubmaster in all the pack duties and responsibilities.

Den Leader(s)

Leads the den at den meeting and monthly pack meetings. Attends the monthly pack leaders' meeting.

Committee Chairman

Presides at all pack committee meetings. Helps recruit adult leaders and committee members. Also attends monthly pack meetings.

Secretary/Treasurer

Keeps all records for the pack, including pack bank account, financial records, etc. Attends monthly pack meeting and monthly pack leaders' meeting.

Advancement Chairman

Maintains advancement records for the pack. Orders and obtains all badges and awards for boys. Attends monthly pack meeting and monthly pack leaders' meeting.

Parent Helpers

Each year the pack will undertake many short-term projects. Parents are needed for activities such as pack fund-raisers (popcorn sale, pancake breakfast or similar events), Scouting For Food, Pinewood Derby, Blue and Gold Banquet, Friends of Scouting, pack graduation, day camp, etc. These jobs are of short duration and still enable all families to assist with pack responsibilities.



Pack Events in a Year

Below are highlights of few of the events that held in a typical year:

Pinewood Derby


Scouts will get opportunity to build wooden car and race it against each other. Sibling and parents can also participate in outlaw category. Pinewood derby is one of our iconic events of the year.

Camp Card Sale

Cubs will sale the discount cards; percentage of proceeds will be allocated back to scout. These can be used towards future cub program registration.

Poptober

Cubs will be selling cans of popcorn for collecting funds for pack.



Scouting for food

Cubs will be collecting food cans to help the area food banks.

Field Day

During field day various outdoor activity/games and pack cook our will be hosted.



Field Trip

Our pack will be visiting an historic site / museum.

Family Overnight Camp

This is the most important event; during this event we will be hosting a overnight cub camp.

Webelos Wood

This is a district camp, where all webelos and arrow of light scouts can participate

Cub Camp

This is a district day/twilight camp where all scouts can participate.

Cube

All Tigers, Wolves, Bears, and Newly Joining WEBELOS Buckaroos to attend the North District CUBE 2013

Leaders Training opportunity:

- Monthly district roundtable
- University of Scouting
- Baloo Training
- Super Training Days



Rules and Regulations

Attendance

In order to get the most out of the Cub Scouts experience, an attendance policy has been set. Leaders will closely monitor attendance for each Cub Scout. Lack of attendance and participation may end in dismissal from the troop. Cub Scouts are expected to meet AT LEAST 75% of annual attendance for all Pack activities.

Absences

- 1 unexcused absence = Verbal Warning
- 2 unexcused absence = Written Notice
- 3 unexcused absence = Expulsion from pack.

An unexcused absence is an absence in which the Cub Scout did not inform a leader of his absence, or was denied permission to miss an event.

An excused absence is presented in a written format by a person other than the Cub Scout's family member, which provides the reason for a Cub Scout's absence with specified date and event.

An example of an EXCUSED absence is:

- Doctor's note, inform 24 hour events
- School event, signed note from school

Tardiness

Cub Scouts have a 10-minute grace period from the time a meeting/activity begins in which they can arrive. If arrival will be late, please inform a leader at least 30 minutes in advance. Please do not call in last minute; leaders are often busy with getting the meeting started.

Uniform

It is imperative that the proper uniform is worn in order to represent Cub Scouts in a professional and appropriate manner. Uniforms are to be worn at meetings, activities, and service events unless otherwise specified by the leader.

Full uniform includes all required articles of clothing including, but not limited to, Shirt, Pants, Scarf, Slide, Belt, Socks, Shoes, etc. All badges should be sewn in proper places. The basic rule is neatness.

ANY uniform issue will result in all of the following

1. First offense – Written warning will be issued
2. Second offense - Parents will receive a phone call
3. Cub Scouts may be sent home from the event/meeting.

Continuation of Uniform issues will result in probation and subsequent dismissal from Cub Scout.



Respect

Respect each individual you interact within Cub Scouts.

These includes:

- Everyone in your Pack.
- Cub master and Assistant Cub master
- Den and Assistant Den Leaders.
- Showing disrespect to ANY individual in your pack will result in an immediate contact with a parent and a possible probation.

Behavior/Discipline

- Cub Scouts are role models to all other packs, as well as others in Jamat Khana.
- Cubs should be on their best behavior at all times, especially when wearing their uniform.
- Any misbehavior will be discussed in individual discussions with the leader and appropriate action will be taken if needed. This is solely on the discretion of the leaders.

Scout Communication Process

Ideally, this model should be followed:

Parent → Scout (son) → Den Leader → Asst. Cubmaster → Cubmaster

Scouts and their parents are responsible for providing any updates on email addresses or phone numbers ahead of time. Furthermore, scouts and parents are responsible for checking their emails up to 12 hours prior to an activity, camp, or meeting. Last minute changes do occur and are sometimes impossible to control. Due to the large number of scouts in the pack, email is the most efficient method of communication. **Failure to check one's email will NOT be excused.** Face-to-face conversation may be convenient and personal, but is NOT considered official means of communication, and is therefore discouraged.

Text messaging and/or communication through social networks are not official means of communication. Scouts must call by phone or use e-mail in order to contact other scouts.



Parental Involvement Goal

Every Parent **MUST give at least 3 hours of parental service** for Pack Events. Following are few ways Parents can participate to contribute to Pack events. Your scout will get special recognition, if you participate and contribute toward pack events.

Parental Participation Opportunities

- Assist during the Pack Activity
- Assist during the Pack Service Project
- Assist during the Pack Fundraising Event
- Transport the Pack trailers to/from camp

Some specific things you can do to help your son in Cub Scouting are

- Work with your son on projects
- Help your Cub Scout along the advancement trail
- Participate in monthly pack meetings
- Attend parent-leader conferences
- Go on family campouts with your son
- Provide support for your son's den and pack

Mandatory Training for all Parents:

The below link contain various quick videos to train parent regarding the Cub Scouting program. There are videos which we highly encourage parents to watch with your kids. These videos will allow us all to have a safe Cub Scouting Program. There are videos on this site that will train you about, how to protect your kids from child abuse and sexual predators?

Please take time to watch these videos with your family.

<http://www.scouting.org/Training/YouthProtection/CubScout.aspx>



The Pack Committee

The Pack Committee takes care of the administrative needs of the pack. It is organized and chaired by the Pack Committee Chairperson. The committee consists of at least three people and is responsible for:

- Finding a meeting place
- Setting the Pack policies in accordance with Boy Scouting and the chartered organization.
- Coordinating the Pack program with that of the charter organization.
- Assist with the annual Pack charter renewal.
- Is responsible for carrying out the policies and regulations of the Boy Scouts of America.
- Provides encouragement to leaders in carrying out the Pack program.
- Provides the finances and fundraising coordination for the Pack.
- Is responsible for Pack property.
- Is responsible for the quality of the adult leadership, that the leadership is recruited and trained. This is all adult leadership, including Cub master.
- Responsible for recommending this leadership to the charter organization for final approval.
- Coordination between the Pack and other scouting units.

A good Pack Committee consists of the following people:

- Chartered Organization Representative
- Pack Committee Chair
- Secretary
- Treasurer
- Advancement
- Membership and Registration
- Cubmaster (is not a voting member)
- Den Leader Coach(es) (non voting member)

The Parents like you form pack committees. By joining a Pack Committee, it will give you an official voice in various Pack activities. Currently at Pack 758 we are trying to put together an effective Pack Committee. Please reach out and let us know if you are willing to help out in any capacity.



Den Meeting Plans

BSA has provided the detail meeting plans. These plans are available through below links. Please download and print out this material. Den leader will follow this same material during den meetings:

Tiger:

<http://www.scouting.org/scoutsorce/CubScouts/Leaders/DenLeaderResources/DenandPackMeetingResourceGuide/TigerDenPlans.aspx>

Wolf:

<http://www.scouting.org/scoutsorce/CubScouts/Leaders/DenLeaderResources/DenandPackMeetingResourceGuide/WolfDenPlans.aspx>

Bear:

<http://www.scouting.org/scoutsorce/CubScouts/Leaders/DenLeaderResources/DenandPackMeetingResourceGuide/BearDenPlans.aspx>

Webelos:

<http://www.scouting.org/scoutsorce/CubScouts/Leaders/DenLeaderResources/DenandPackMeetingResourceGuide/WebelosDenPlans.aspx>

Arrows:

<http://www.scouting.org/scoutsorce/CubScouts/Leaders/DenLeaderResources/DenandPackMeetingResourceGuide/ArrowofLightDenPlans.aspx>





External Resources

Pack 758 Website:	www.Pack758.com
Boy Scouts of America Website:	www.scouting.org
Circle 10 Website:	www.circle10.org
North District Website:	www.northdistrict.org
BSA Scouting Museum Website:	http://www.bsamuseum.org/Programs/Advancement/BoyScoutPrograms.aspx
Packmaster Web:	
Guide to Safe Scouting:	http://www.scouting.org/scoutsource/HealthandSafety/GSS
Annual Scout Registration	Pack758.wufoo.com/forms/scout-registration/
BSA Online Trainings	http://www.myscouting.org

Steps for completing BSA Online Training:

- 1) *Go to www.myscouting.org*
- 2) *Sign in to My Scouting Account or New to My Scouting: Create an Account*
- 3) *Write Down User Name & Password in Safe Location*
- 4) *After Signed Screen, click on E-Learning under the Training Tab (Left Side)*
- 5) *Complete online training courses*
- 6) *Click on View Certificate*
- 7) *Go to File; Save As: (Save File with the Training Name_First Name_Last Name)*
 - a. *For example: File Name for Youth Protection Training: YPT_Joe_Smith. webarchive)*
- 8) *To Save all BSA Online Training Verifications:*
 - a. *Click on Training Validation under the Training Tab (Left Side)*
 - b. *Select training search: All; Enter Username; Search. View up to 10 trainings per page*
 - c. *Go to File; Save File As: (Save File: BSA Training_First Name_Last Name). One file per page.*
- 9) *Email Training Certificates or Verifications to Pack Leaders.*
 - a. *Email using the Subject Line: (Name of Training: First Name Last Name)*
 - b. *For example: Youth Protection Training: Joe Smith or BSA Trainings: Joe Smith*



Consent Agreement

Scout Consent

I, _____, understand the rules and policies presented above by the Dallas Shia Imami Ismaili Boy Scouts of Pack 758 and will fully abide by them. I further understand that any violation of such policies can and will result in immediate consequences, as decided upon by the Pack leadership.

Boy Scout Signature: _____

Date: _____

Parent/Guardian Consent

I, _____, parent/guardian of _____ understand the rules and policies presented above by the Dallas Shia Imami Ismaili Boy Scouts of Pack 758 and will fully abide by them. As a parent of a scout in Pack 758, I have read and understand the communication process as mentioned in the Pack 758 Handbook and will follow the proper channels of communication.

I further understand that any violation of such policies can and will result in immediate consequences, as decided upon by the Pack leadership.

Parent/Guardian Signature: _____

Date: _____



Important Information

Our pack number is _____

My Scouting District is _____

My Council is: _____

My den leader's name is _____

My den leader's phone number is _____

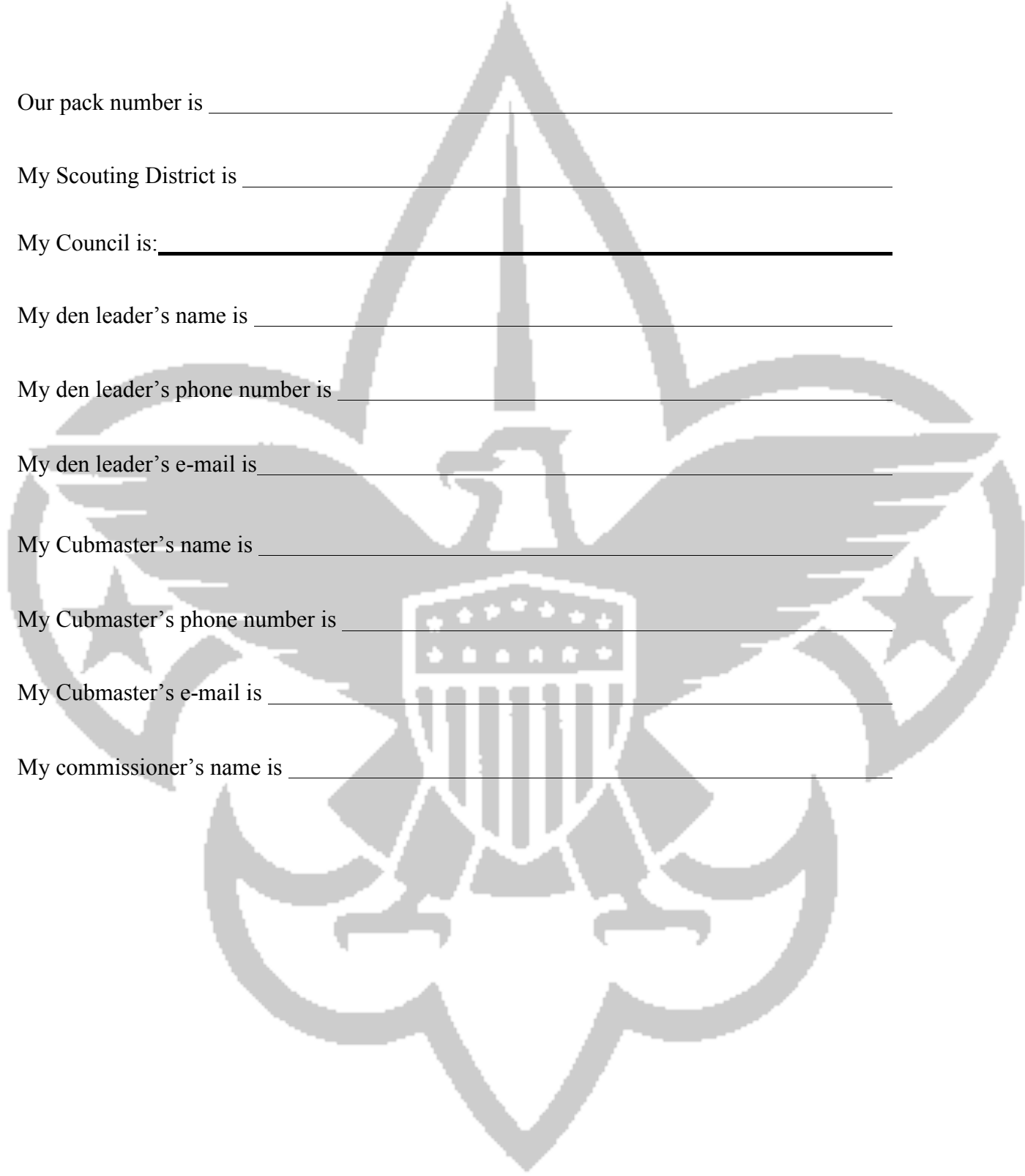
My den leader's e-mail is _____

My Cubmaster's name is _____

My Cubmaster's phone number is _____

My Cubmaster's e-mail is _____

My commissioner's name is _____





Cub Scout Pack 758

BOY SCOUTS OF AMERICA

PERMISSION / WAIVER FORM

As the parent or legal guardian of _____, _____,
_____ I hereby give my permission for him (them) to participate in an outing with Pack 758.

Date: _____

Outdoor Activity: _____

I give permission to the leaders of the above unit to render First Aid, should the need arise. In the event of an emergency, I also give permission to the physician, selected by the adult leader in charge, to hospitalize, secure proper anesthesia, order injection, or secure other medical treatment, as needed. I further agree to hold the above named unit and its leaders blameless for any accidents that might occur during this outing except for clear acts of negligence or non-adherence to BSA policies and guidelines.

I, a participant in “Outdoor Activity”, on behalf of myself and my heirs, successors, assigns, and any other person or entity claiming through or under any of them, do hereby agree to RELEASE INDEMNIFY, and HOLD HARMLESS His Highness Prince Aga Khan Shia Imami Ismaili Council for the United States of America (the “Council”), its regional/local councils, boards, portfolios, members, staff, volunteers, and agents as well as the organizers, volunteers, sponsors, and officials associated with the Event, and all their heirs, executors, successors, representatives, and agents (collectively, the “Indemnities”) from all claims, demands, actions, causes of action, other liabilities, and/or damages, if any, of every nature whatever, known or unknown, which arise out of or are connected with (1) any damages to person or property as a result of my participation or any other person’s participation in the Event; (2) any injury or death, including that arising, in part or whole, from the sole or contributory negligence of the Council or the Indemnities, occurring during or related to the Event and/or any travel which participation in the Event may involve; and (3) any policies, procedures, acts, omissions, conduct, or negligence of the Council in the Event and for any injury, damage, or death which may result in connection with the Event.

Any controversy or claim arising out of or relating to the Event or this Liability Waiver and Release shall be settled by binding arbitration administered by the His Highness Prince Aga Khan Shia Imami Ismaili Conciliation and Arbitration Board for the United States of America, and its decision shall be final and binding to all parties.

In case of emergency, I can be reached by phone at _____

Signed: _____ Date: _____
(Parent (s) or Guardian (s))